

СХЕМЫ ДЛЯ УСТАНОВКИ ПОДОГРЕВАТЕЛЯ ДВИГАТЕЛЯ- DEFA 411121.



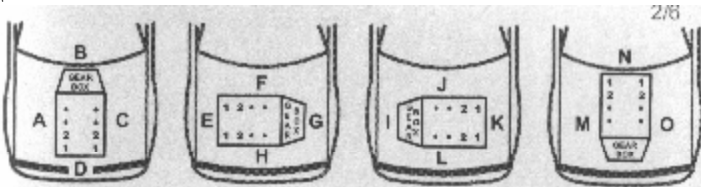
WarmUp
www.defa.com











411121

MONTERINGSANVISNING
ASENNUSOHJE
FITTING INSTRUCTIONS
MONTAGEANLEITUNG

В таблице показано на какие автомобили он устанавливается, и показано место расположения на двигателе.



2/6

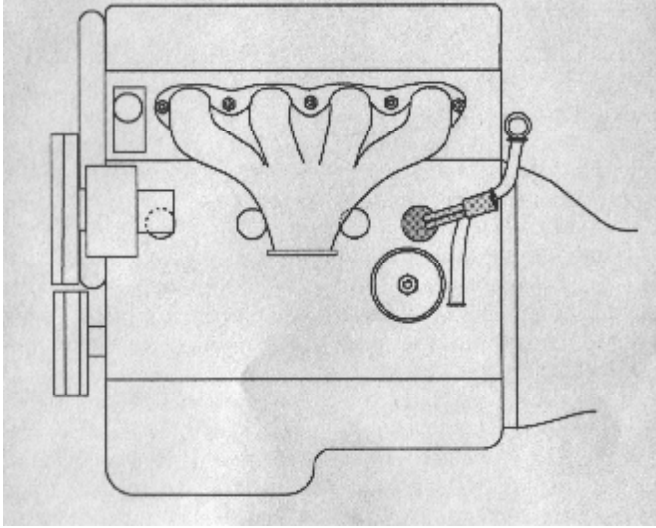
							
BUICK							
CENTURY, SOMERSET				H1			
SKYLARK 2.8							
CHEVROLET							
ALERO 3.4 V6	99>			F1	3		
AVEO 1.4	06>			H4	4		13
BLAZER 2.8				A1			
CAPTIVA 2.4	06>	Z24SE D		H4	3		11
CORSICA, BERETTA GTZ 3.1				F			
CITATION 2.8, LUMINA 3.1 i				H1			
EVANDA 2.0	05>	T20SE D		H4	4		
KALOS 1.4	05>	F14D3		H4	4		
LACETTI 1.4	05>	F14D3		H4	3		11
LACETTI 1.6	05>	F16D3		H4	3		11
LUMINA 3.1 V6				F	3		2
NUBIRA 1.6	05>	F16D3		H4	3		11
NUBIRA 1.8	05>	F18D3		H4	3		11
TRANS SPORT 3.4				F1	3		
DAEWOO							
ESPERO 2.0	95>			H4	2		5
EVANDA 2.0	03>			H4	4		
KALOS 1.4	03>			H4	1		
LACETTI 1.4	04>			H4	3		11
LACETTI 1.6	04>			H4	3		11
LEGANZA 2.0i 16V	98>			H4	4		
NUBIRA 1.6	03>			H4	3		11
TACUMA 1.6, 1.8	01>			H4	4		
TACUMA 1.6	03>			H4	4		4
FIAT							
STILO 1.6	06>	192B30		H2	3		14

MERCEDES						
190,190E 1.8/2.0/2.316V			A1			
190 2.5 16V, 190E 2.6			A1			
190 D 2.5, 2.5 TURBO			A3			
200E/TE,/CE, 230E/TE/CE			A1			
300E/CE/TE/E4M/TE4M			A2			
250 D, TD			A3			
300 D,TD-4M			A1		372	
300 TD TURBO-4M			A1			
260 E/SE/SEL, 300SE/SEL			A2			
300SE/SEL, 230GE			A2			
300 GD, 210, 310, 410, 208D, 309D						
408 D,210 D, 310 D, 410 D			A1			
S280, S320,SL280, SL320			A2			
OLDSMOBILE						
OMEGA 2.8			H1			
SILHOUETTE 3.1			H1			
OPEL						
ASCONA 1.6,1.8,2.0	81>88		F2			
ASCONA C 1.3	81>88		H4			
ASCONA C 1.8,2.0	82>86		F2			
ASTRA F 1.4i,1.6i	91>		H4	12	372	
ASTRA F 1.6 16V, GSi 16V	93>		H4	4		
ASTRA F 1.8i 18V	91>		H2	10		
ASTRA F 2.0i	91>		F2			
ASTRA G 1.4,1.6	98>		H4	2		
ASTRA G 1.7TD	99>		H3	6		
ASTRA G 1.8	98>		H4	3		3
ASTRA G 1,6 1.8	01>		H4	2		3
ASTRA G 2.0T	01>		H1	10		
ASTRA G 1.6 TWINPORT	03>		H4	2		9
ASTRA H 1.6	07>	Z16XE 1	H2	2		12
ASTRA H 1.6 TWINPORT	04>		H2	3		10
ASTRA H 1.8	04>		H2	2	372	12
CALIBRA 2.0i	90>		F2			
COMBO 1.6	02>		H4	2		5
CORSA 1.2,1.3,1.4,1.6	>90		H4	1	372	
CORSA 1.4	89>		H4	1	372	1
CORSA 1.4	01>		H4	2	372	3
CORSA C 1.8 GSi	01>		H4	2		3


OPEL						
FRONTERA 2.2	99>		C2	10	372	4
KADETT D 1.3	79>84					
KADETT E 1.2, 1.3, 1.4E	79>91		H4			
KADETT E 1.6	87>		H4			
KADETT E1.8S,1.8i,2.0i	87>		F2			
KADETT GSI 16 V	88>91		H2-3			
KADETT E2.0i KAT	88>		H1			
MANTA 1.3, 1.8	79>88		C1			
MANTA GSi,2.0i	87>		C1			
MERIVA 1.6, 1.8	03>		H4	2	372	7
OMEGA 1.8i,2.0i	86>94		C1			
OMEGA 2.0i(AC)	86>94		A2			
REKORD 1.8	78>86		C1			
SIGNUM 1.8	03>		H4	2		3
TIGRA 1.4	95>		H4		372	1
VECTRA A 1.4,1.6	88<92		H4	2		
VECTRA A 1.8,2.0i,4x4	88>95		F2			
VECTRA B 1.6	95>		H4	2		3
VECTRA B 1.8	01>		H4	2		
VECTRA C 1.8	02>		H4	2		3
ZAFIRA 1.6, 1.8 16V	99>		H4	3		3
ZAFIRA 1.6 CNG	06>		H4	3		3
ZAFIRA 2.0 T	04>		H1	10		
PONTIAC						
TRANS SPORT 3.1			H1			
PHOENIX 2.8			H1			
TRANS SPORT 3.4 V6	98>		F1	3		
SAAB						
9-3 SPORT SEDAN 1.8	04>		H2	2		8
SSANGYONG						
REXTON RX290	03>		C	12		6

На нижеуказанных рисунках показано расположение установочных отверстий в блоке двигателя, относительно моделей и марок транспортных средств.

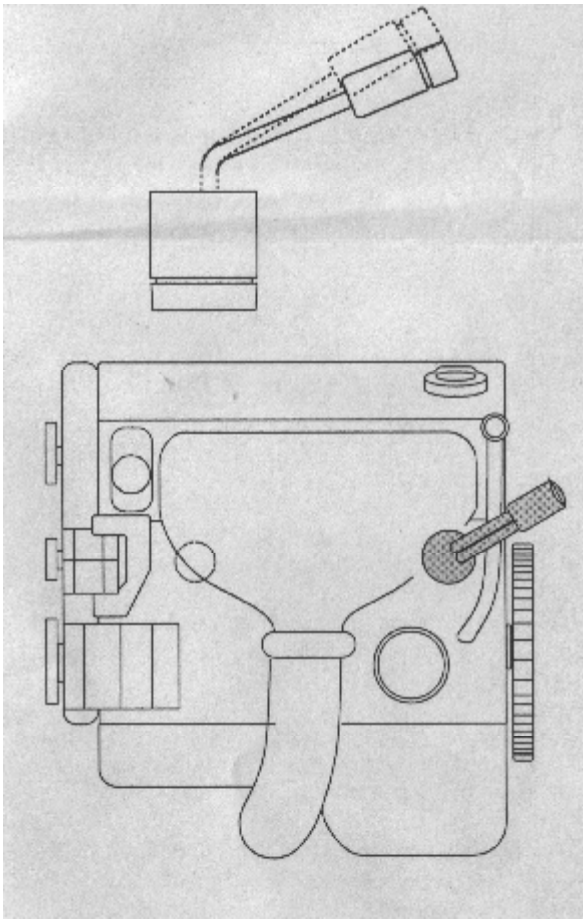
**OPEL CORSA 1.4 98>, TIGRA 1.4
CHEVROLET LUMINA 3.1 V6
OPEL ASTRA G 1.6, 1.8, VECTRA 1.8, ZAFIRA 1.8 16V,
CORSA 1.4 01>, 1.8GSi, VECTRA C 1.8, SIGNUM 1.8,
DAEWOO TACUMA 1.6, OPEL FRONTERA 2.2
DAEWOO EVANDA 2.0, OPEL COMBO1.6**



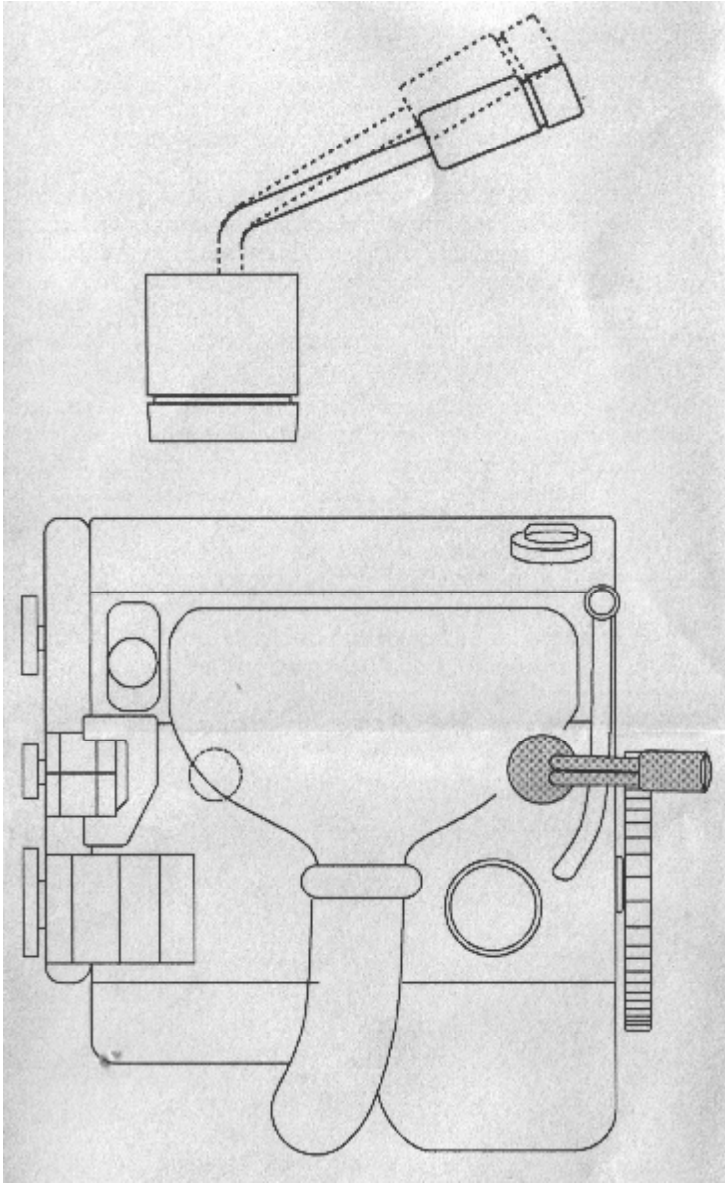
SSANGYONG REXTON RX 290



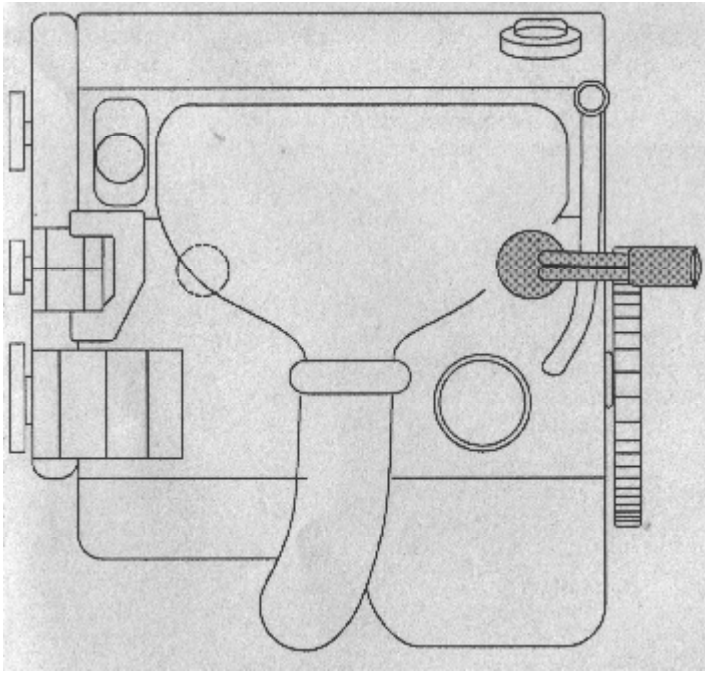
OPEL MERIVA 1.6, 1.8
SAAB 9-3 SPORT SEDAN 1.8



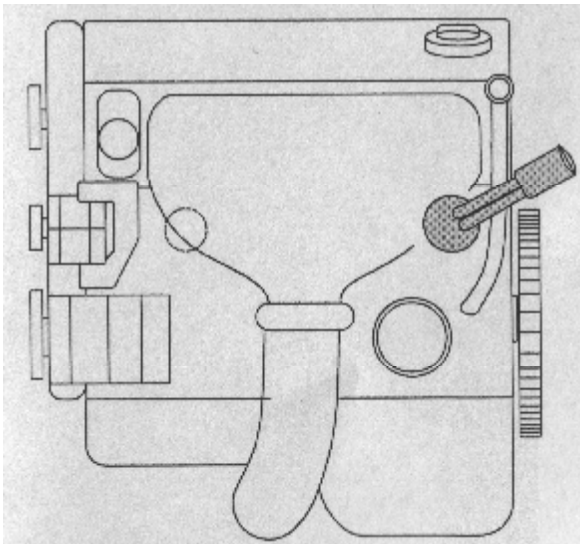
OPEL ASTRA G 1.6 TWINPORT



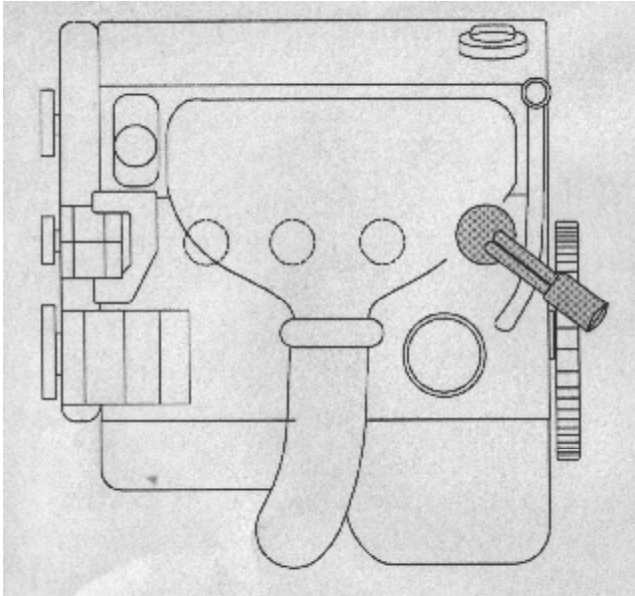
**CHEVROLET LACETTI 1.4, LACETTI 1.6, NUBIRA1.6
CAPTIVA 2.4 DAEWOO LACETTI 1.4, 1.6, NUBIRIA 1.6, 1.8**



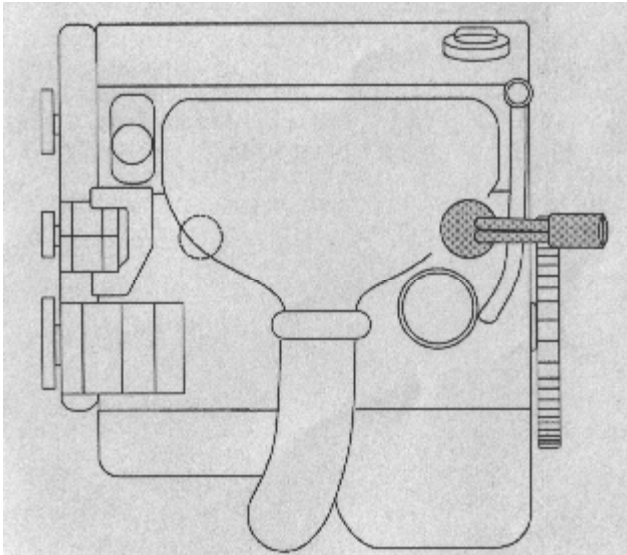
OPEL ASTRA H 1.6/1.8



CHEVROLET AVEO 1.4



FIAT STILO 1.6



Способ установки подогревателя

